



CAREER SERVICES
McKENDREE UNIVERSITY

GRADUATE SUCCESS SURVEY

CLASS OF 2023 - UNDERGRADUATE PROGRAMS

CAREER OUTCOMES RATE

95%

of graduates from a Bachelor's degree program were employed or continuing their education within 8 months of graduation

HIGHLIGHTED GRAD SCHOOLS

Cornell University
John Hopkins University
Purdue University
Illinois State University
University of Illinois - Urbana
McKendree University
Logan University
University of Missouri
Claremont Graduate University
University of So. California
University of Glasgow
University of Kentucky
Missouri State University

HIGHLIGHTED EMPLOYERS

St. Louis Blues
PLS Logistics Services
Bank of America
Anders CPAs + Advisors
PwC
DITCO
Charles Schwab
Eaton Corporation
Enterprise Mobility
Tyson Foods
Illinois State Police
BJC Healthcare
Hospital Sisters Health System
Washington University
Hoyleton Youth and Family
Spectrum

FIRST DESTINATIONS



54% Employed Full-Time



44% Continuing Education



1% Employed Part-Time



1% Military Service



5% Seeking Employment or Education



2% Not Seeking Employment



84%

KNOWLEDGE RATE

Of 302 graduates, outcome information was obtained for 255 of them.





CAREER SERVICES
MCKENDREE UNIVERSITY

GRADUATE SUCCESS SURVEY

CLASS OF 2023 - GRADUATE PROGRAMS

CAREER OUTCOMES RATE





98%

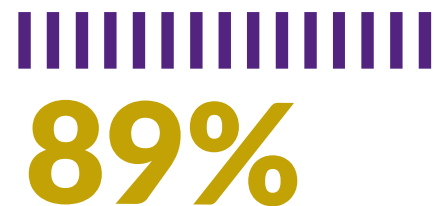
of graduates from a graduate-level degree program were employed or continuing their education within 8 months of graduation

HIGHLIGHTED EMPLOYERS

- World Wide Technology
- Wells Fargo
- DISA
- U.S. Department of Defense
- COUNTRY Financial
- Poettker Construction Company
- Stifel Financial Corporation
- SSM Health
- Athletico Physical Therapy
- Adapt of Illinois
- Southern Illinois Healthcare
- Counselors Associates Ltd
- BJC Healthcare
- SSM Health
- Novo Nordisk
- Blue Cross Blue Shield
- Numerous school districts

FIRST DESTINATIONS

-  **90% Employed Full-Time**
-  **4% Continuing Education**
-  **3% Employed Part-Time**
-  **2% Seeking Employment or Education**
-  **1% Not Seeking Employment**



KNOWLEDGE RATE

Of 185 graduates, outcome information was obtained for 164 of them.



Graduate Success Survey 2023: SCHOOL OF BUSINESS

UNDERGRADUATE																			
MAJOR	# Grads	# Known	COR	FT: Reg	FT: Ent	FT: Tem	FT: FL	FT: Int	PT: Reg	PT: Ent	PT: Tem	PT: FL	PT: Int	Vol Serv	Mil Serv	Cont Ed	Not Seeking	Seeking CE	Seeking Emp
ACC	8	7	100%	6												1			
BUS	44	31	84%	13												13			5
CBD	5	5	100%	3												2			
COM	2	2	100%	2															
COMHC	1	1	100%	1															
ECO	2	2	50%	1															1
ECOF	9	9	100%	4												4	1		
ENT	1	1	100%	1															
HRM	11	9	100%	8												1			
MGT	13	13	85%	6												5			2
MKT	15	11	91%	3	1			1								5			1
PRS	2	2	100%	1													1		
SPM.GEN	12	12	100%	7					2							3			
TOTALS:	125	105	91%	56	1	0	0	1	2	0	0	0	0	0	0	34	2	0	9

GRADUATE																			
MAJOR	# Grads	# Known	COR	FT: Reg	FT: Ent	FT: Tem	FT: FL	FT: Int	PT: Reg	PT: Ent	PT: Tem	PT: FL	PT: Int	Vol Serv	Mil Serv	Cont Ed	Not Seeking	Seeking CE	Seeking Emp
MBA.BUS	46	33	97%	27					3							2			1
MBA.CBD	5	5	100%	5															
MBA.DMKT	2	2	100%	1													1		
MBA.HRM	5	5	100%	5															
TOTALS:	58	45	98%	38	0	0	0	0	3	0	0	0	0	0	0	2	1	0	1

COLUMN DEFINITIONS

COR = Career Outcomes Rate

FT: Reg = Employed Full-Time, Regular

FT: Ent = Employed Full-Time, Entrepreneur

FT: Tem = Employed Full-Time, Temp/Contract

FT: FL = Employed Full-Time, Freelance

FT: Int = Employed Full-Time, Intern/Fellow

FT: Fac = Employed Full-Time, Faculty Tenure-Track

PT: Reg = Employed Part-Time, Regular

PT: Ent = Employed Part-Time, Entrepreneur

PT: Tem = Employed Part-Time, Temp/Contract

PT: FL = Employed Part-Time, Freelance

PT: Int = Employed Part-Time, Intern/Fellow

Vol Serv = Volunteer Service

Mil Serv = Military Service

Cont Ed = Continuing Education

Seeking Emp = Seeking Employment

Seeking CE = Seeking Continuing Education

Not Seeking = Not Seeking Employment/Continuing Education

Graduate Success Survey 2023: DIVISION OF COMPUTING

UNDERGRADUATE																			
MAJOR	# Grads	# Known	COR	FT: Reg	FT: Ent	FT: Tem	FT: FL	FT: Int	PT: Reg	PT: Ent	PT: Tem	PT: FL	PT: Int	Vol Serv	Mil Serv	Cont Ed	Not Seeking	Seeking CE	Seeking Emp
CISYS	2	2	100.0%													2			
COS.ECOF	1	1	100.0%													1			
CSI	3	2	100.0%	2															
CYBS	2	0	0.0%																
TOTALS:	8	5	100.0%	2	0	0	0	0	0	0	0	0	0	0	0	3	0	0	0

COLUMN DEFINITIONS

COR = Career Outcomes Rate

FT: Reg = Employed Full-Time, Regular

FT: Ent = Employed Full-Time, Entrepreneur

FT: Tem = Employed Full-Time, Temp/Contract

FT: FL = Employed Full-Time, Freelance

FT: Int = Employed Full-Time, Intern/Fellow

FT: Fac = Employed Full-Time, Faculty Tenure-Track

PT: Reg = Employed Part-Time, Regular

PT: Ent = Employed Part-Time, Entrepreneur

PT: Tem = Employed Part-Time, Temp/Contract

PT: FL = Employed Part-Time, Freelance

PT: Int = Employed Part-Time, Intern/Fellow

Vol Serv = Volunteer Service

Mil Serv = Military Service

Cont Ed = Continuing Education

Seeking Emp = Seeking Employment

Seeking CE = Seeking Continuing Education

Not Seeking = Not Seeking Employment/Continuing Education

Graduate Success Survey 2023: SCHOOL OF EDUCATION

UNDERGRADUATE																				
MAJOR	# Grads	# Known	COR	FT: Reg	FT: Ent	FT: Tem	FT: FL	FT: Int	FT: Fac	PT: Reg	PT: Ent	PT: Tem	PT: FL	PT: Int	Vol Serv	Mil Serv	Cont Ed	Not Seeking	Seeking CE	Seeking Emp
EDST	3	3	100.0%	3																
ELE	15	14	100.0%	13													1			
MSMTH	2	2	100.0%	2																
MSSC	1	1	100.0%	1																
SPEELE	5	5	100.0%	5																
TOTALS:	26	25	100.0%	24	0	0	0	0	0	0	0	0	0	0	0	0	1	0	0	0

GRADUATE																				
MAJOR	# Grads	# Known	COR	FT: Reg	FT: Ent	FT: Tem	FT: FL	FT: Int	FT: Fac	PT: Reg	PT: Ent	PT: Tem	PT: FL	PT: Int	Vol Serv	Mil Serv	Cont Ed	Not Seeking	Seeking CE	Seeking Emp
EDD.CDI	6	6	100.0%	6																
EDS.CDI	5	5	100.0%	3													2			
EDS.SLI	6	6	100.0%	5													1			
MAED.CDI	7	6	100.0%	6																
MAED.EAL	20	20	95.0%	19																1
MAED.EDST	3	1	100.0%	1																
MAED.EDST.RD	4	4	100.0%	4																
MAED.EDSTMTH	1	1	100.0%	1																
MAED.TCH.SPE	3	3	100.0%	1						1							1			
MAT.ELE	2	2	100.0%	2																
MAT.K-12	1	1	100.0%	1																
MAT.MSEDU	5	3	66.7%	2																1
MAT.SEC	4	4	100.0%	4																
MAT.SPE	7	6	83.3%	5																1
TOTALS:	74	68	95.6%	60	0	0	0	0	0	1	0	0	0	0	0	0	4	0	0	3

COLUMN DEFINITIONS

COR = Career Outcomes Rate

FT: Reg = Employed Full-Time, Regular

FT: Ent = Employed Full-Time, Entrepreneur

FT: Tem = Employed Full-Time, Temp/Contract

FT: FL = Employed Full-Time, Freelance

FT: Int = Employed Full-Time, Intern/Fellow

FT: Fac = Employed Full-Time, Faculty Tenure-Track

PT: Reg = Employed Part-Time, Regular

PT: Ent = Employed Part-Time, Entrepreneur

PT: Tem = Employed Part-Time, Temp/Contract

PT: FL = Employed Part-Time, Freelance

PT: Int = Employed Part-Time, Intern/Fellow

Vol Serv = Volunteer Service

Mil Serv = Military Service

Cont Ed = Continuing Education

Seeking Emp = Seeking Employment

Seeking CE = Seeking Continuing Education

Not Seeking = Not Seeking Employment/Continuing Education

Graduate Success Survey 2023: DIVISION OF HEALTH PROFESSIONS

UNDERGRADUATE																			
MAJOR	# Grads	# Known	COR	FT: Reg	FT: Ent	FT: Tem	FT: FL	FT: Int	PT: Reg	PT: Ent	PT: Tem	PT: FL	PT: Int	Vol Serv	Mil Serv	Cont Ed	Not Seeking	Seeking CE	Seeking Emp
ESSP	15	13	92.3%	1												10	1		1
ESSP+	3	3	100.0%													3			
HWE	1	1	100.0%													1			
PED.SPE	2	2	100.0%	1												1			
TOTALS:	21	19	94.7%	2	0	0	0	0	0	0	0	0	0	0	0	15	1	0	1

GRADUATE																			
MAJOR	# Grads	# Known	COR	FT: Reg	FT: Ent	FT: Tem	FT: FL	FT: Int	PT: Reg	PT: Ent	PT: Tem	PT: FL	PT: Int	Vol Serv	Mil Serv	Cont Ed	Not Seeking	Seeking CE	Seeking Emp
MS.ATHTR	3	3	100.0%	3															
MA.CMCH	5	5	100.0%	5															
TOTALS:	8	8	100.0%	8	0	0	0	0	0	0	0	0	0	0	0	0	0	0	0

COLUMN DEFINITIONS

COR = Career Outcomes Rate

FT: Reg = Employed Full-Time, Regular

FT: Ent = Employed Full-Time, Entrepreneur

FT: Tem = Employed Full-Time, Temp/Contract

FT: FL = Employed Full-Time, Freelance

FT: Int = Employed Full-Time, Intern/Fellow

FT: Fac = Employed Full-Time, Faculty Tenure-Track

PT: Reg = Employed Part-Time, Regular

PT: Ent = Employed Part-Time, Entrepreneur

PT: Tem = Employed Part-Time, Temp/Contract

PT: FL = Employed Part-Time, Freelance

PT: Int = Employed Part-Time, Intern/Fellow

Vol Serv = Volunteer Service

Mil Serv = Military Service

Cont Ed = Continuing Education

Seeking Emp = Seeking Employment

Seeking CE = Seeking Continuing Education

Not Seeking = Not Seeking Employment/Continuing Education

Graduate Success Survey 2023: DIVISION OF HUMANITIES

UNDERGRADUATE																			
MAJOR	# Grads	# Known	COR	FT: Reg	FT: Ent	FT: Tem	FT: FL	FT: Int	PT: Reg	PT: Ent	PT: Tem	PT: FL	PT: Int	Vol Serv	Mil Serv	Cont Ed	Not Seeking	Seeking CE	Seeking Emp
ENGLW	1	1	100.0%													1			
REL	1	1	100.0%						1										
TOTALS:	2	2	100.0%	0	0	0	0	0	1	0	0	0	0	0	0	1	0	0	0

COLUMN DEFINITIONS

COR = Career Outcomes Rate

FT: Reg = Employed Full-Time, Regular

FT: Ent = Employed Full-Time, Entrepreneur

FT: Tem = Employed Full-Time, Temp/Contract

FT: FL = Employed Full-Time, Freelance

FT: Int = Employed Full-Time, Intern/Fellow

FT: Fac = Employed Full-Time, Faculty Tenure-Track

PT: Reg = Employed Part-Time, Regular

PT: Ent = Employed Part-Time, Entrepreneur

PT: Tem = Employed Part-Time, Temp/Contract

PT: FL = Employed Part-Time, Freelance

PT: Int = Employed Part-Time, Intern/Fellow

Vol Serv = Volunteer Service

Mil Serv = Military Service

Cont Ed = Continuing Education

Seeking Emp = Seeking Employment

Seeking CE = Seeking Continuing Education

Not Seeking = Not Seeking Employment/Continuing Education

Graduate Success Survey 2023: DIVISION OF NURSING

UNDERGRADUATE																			
MAJOR	# Grads	# Known	COR	FT: Reg	FT: Ent	FT: Tem	FT: FL	FT: Int	PT: Reg	PT: Ent	PT: Tem	PT: FL	PT: Int	Vol Serv	Mil Serv	Cont Ed	Not Seeking	Seeking CE	Seeking Emp
NSG	27	19	100.0%	15												4			
TOTALS:	27	19	100.0%	15	0	0	0	0	0	0	0	0	0	0	0	4	0	0	0

GRADUATE																			
MAJOR	# Grads	# Known	COR	FT: Reg	FT: Ent	FT: Tem	FT: FL	FT: Int	PT: Reg	PT: Ent	PT: Tem	PT: FL	PT: Int	Vol Serv	Mil Serv	Cont Ed	Not Seeking	Seeking CE	Seeking Emp
DNP.ETHL	20	20	100.0%	20															
MHA.HA	8	8	100.0%	8															
MSN.NSGED	5	4	100.0%	3					1										
MSN.NSGM	5	5	100.0%	5															
MSN.NSGPH	6	6	100.0%	6															
TOTALS:	44	43	100.0%	42	0	0	0	0	1	0	0	0	0	0	0	0	0	0	0

COLUMN DEFINITIONS

COR = Career Outcomes Rate

FT: Reg = Employed Full-Time, Regular

FT: Ent = Employed Full-Time, Entrepreneur

FT: Tem = Employed Full-Time, Temp/Contract

FT: FL = Employed Full-Time, Freelance

FT: Int = Employed Full-Time, Intern/Fellow

FT: Fac = Employed Full-Time, Faculty Tenure-Track

PT: Reg = Employed Part-Time, Regular

PT: Ent = Employed Part-Time, Entrepreneur

PT: Tem = Employed Part-Time, Temp/Contract

PT: FL = Employed Part-Time, Freelance

PT: Int = Employed Part-Time, Intern/Fellow

Vol Serv = Volunteer Service

Mil Serv = Military Service

Cont Ed = Continuing Education

Seeking Emp = Seeking Employment

Seeking CE = Seeking Continuing Education

Not Seeking = Not Seeking Employment/Continuing Education

Graduate Success Survey 2023: DIVISION OF SCIENCE & MATHEMATICS

UNDERGRADUATE																			
MAJOR	# Grads	# Known	COR	FT: Reg	FT: Ent	FT: Tem	FT: FL	FT: Int	PT: Reg	PT: Ent	PT: Tem	PT: FL	PT: Int	Vol Serv	Mil Serv	Cont Ed	Not Seeking	Seeking CE	Seeking Emp
BA.BIO	1	1	100.0%													1			
BS.BIO	2	2	100.0%												1	1			
BIO.PP	2	2	100.0%	1												1			
BIOPS	4	4	100.0%	1												3			
CHE	2	2	100.0%	1												1			
CHE.PP	1	1	100.0%	1															
ENS	6	5	100.0%	4												1			
BA.MTH	1	1	100.0%	1															
BS.MTH	3	3	100.0%	2							2						1		
MTHFA	3	3	100.0%	1												2			
MTH.SEC	1	1	100.0%	1															
TOTALS:	26	25	100.0%	13	0	0	0	0	0	0	0	0	0	0	1	10	1	0	0

COLUMN DEFINITIONS

COR = Career Outcomes Rate

FT: Reg = Employed Full-Time, Regular

FT: Ent = Employed Full-Time, Entrepreneur

FT: Tem = Employed Full-Time, Temp/Contract

FT: FL = Employed Full-Time, Freelance

FT: Int = Employed Full-Time, Intern/Fellow

FT: Fac = Employed Full-Time, Faculty Tenure-Track

PT: Reg = Employed Part-Time, Regular

PT: Ent = Employed Part-Time, Entrepreneur

PT: Tem = Employed Part-Time, Temp/Contract

PT: FL = Employed Part-Time, Freelance

PT: Int = Employed Part-Time, Intern/Fellow

Vol Serv = Volunteer Service

Mil Serv = Military Service

Cont Ed = Continuing Education

Seeking Emp = Seeking Employment

Seeking CE = Seeking Continuing Education

Not Seeking = Not Seeking Employment/Continuing Education

Graduate Success Survey 2023: DIVISION OF SOCIAL SCIENCES

UNDERGRADUATE																			
MAJOR	# Grads	# Known	COR	FT: Reg	FT: Ent	FT: Tem	FT: FL	FT: Int	PT: Reg	PT: Ent	PT: Tem	PT: FL	PT: Int	Vol Serv	Mil Serv	Cont Ed	Not Seeking	Seeking CE	Seeking Emp
BA.BIOPS	16	15	100.0%	1												14			
ITR	1	1	100.0%													1			
PSI	1	1	100.0%													1			
PSY	30	24	100.0%	11											1	11	1		1
SOC	2	1	100.0%	1															
SOCCF	1	1	100.0%	1															
SOCJ	12	8	87.5%	5												1	1		1
SSCHIS.SEC	1	1	0.0%																1
TOTALS:	64	52	96.2%	19	0	0	0	0	0	0	0	0	0	0	1	28	2	0	3

GRADUATE																			
MAJOR	# Grads	# Known	COR	FT: Reg	FT: Ent	FT: Tem	FT: FL	FT: Int	PT: Reg	PT: Ent	PT: Tem	PT: FL	PT: Int	Vol Serv	Mil Serv	Cont Ed	Not Seeking	Seeking CE	Seeking Emp
MA.CRJ	1	0	100.0%																
TOTALS:	1	0	100.0%	0	0	0	0	0	0	0	0	0	0	0	0	0	0	0	0

COLUMN DEFINITIONS

COR = Career Outcomes Rate

FT: Reg = Employed Full-Time, Regular

FT: Ent = Employed Full-Time, Entrepreneur

FT: Tem = Employed Full-Time, Temp/Contract

FT: FL = Employed Full-Time, Freelance

FT: Int = Employed Full-Time, Intern/Fellow

FT: Fac = Employed Full-Time, Faculty Tenure-Track

PT: Reg = Employed Part-Time, Regular

PT: Ent = Employed Part-Time, Entrepreneur

PT: Tem = Employed Part-Time, Temp/Contract

PT: FL = Employed Part-Time, Freelance

PT: Int = Employed Part-Time, Intern/Fellow

Vol Serv = Volunteer Service

Mil Serv = Military Service

Cont Ed = Continuing Education

Seeking Emp = Seeking Employment

Seeking CE = Seeking Continuing Education

Not Seeking = Not Seeking Employment/Continuing Education

Graduate Success Survey 2023: DIVISION OF VISUAL & PERFORMING ARTS

UNDERGRADUATE																			
MAJOR	# Grads	# Known	COR	FT: Reg	FT: Ent	FT: Tem	FT: FL	FT: Int	PT: Reg	PT: Ent	PT: Tem	PT: FL	PT: Int	Vol Serv	Mil Serv	Cont Ed	Not Seeking	Seeking CE	Seeking Emp
MEDVE	2	2	100.0%	2															
MUS	1	1	100.0%	1															
TOTALS:	3	3	100.0%	3	0	0	0	0	0	0	0	0	0	0	0	0	0	0	0

COLUMN DEFINITIONS

COR = Career Outcomes Rate

FT: Reg = Employed Full-Time, Regular

FT: Ent = Employed Full-Time, Entrepreneur

FT: Tem = Employed Full-Time, Temp/Contract

FT: FL = Employed Full-Time, Freelance

FT: Int = Employed Full-Time, Intern/Fellow

FT: Fac = Employed Full-Time, Faculty Tenure-Track

PT: Reg = Employed Part-Time, Regular

PT: Ent = Employed Part-Time, Entrepreneur

PT: Tem = Employed Part-Time, Temp/Contract

PT: FL = Employed Part-Time, Freelance

PT: Int = Employed Part-Time, Intern/Fellow

Vol Serv = Volunteer Service

Mil Serv = Military Service

Cont Ed = Continuing Education

Seeking Emp = Seeking Employment

Seeking CE = Seeking Continuing Education

Not Seeking = Not Seeking Employment/Continuing Education